

Room Temperature Dehydrogenation of Ethane to Ethylene

Vincent N. Cavaliere, Marco G. Crestani, Balazs Pinter, Maren Pink, Chun-Hsing Chen, Mu-Hyun Baik,* and Daniel J. Mindiola*

Department of Chemistry and Molecular Structure Center, Indiana University, Bloomington, Indiana 47405, United States

S Supporting Information

ABSTRACT: The transient titanium alkylidyne, (PNP)Ti≡C^tBu (PNP = N[2-PⁱPr₂-4-methylphenyl]₂⁻), activates a C–H bond of ethane at room temperature, and a β-hydrogen of the resulting ethyl ligand is subsequently transferred to the adjacent alkylidene ligand to form an ethylene adduct of titanium. Treatment of the ethylene complex with two-electron oxidants such as organic azides results in extrusion of ethene concomitant with formation of a mononuclear titanium imido complex.

Whereas methane received much attention as a potential carbon feedstock, the chemistry of ethane remains relatively unexplored. This hydrocarbon, which makes up the second largest component of natural gas, after methane, is particularly interesting as a potential source of more reactive C₂ products, such as ethene. Although practical, the most common industrial method for the conversion of ethane to ethene, referred to as steam cracking, is very energy-intensive (Temp. >800 °C) and rather inefficient given the detrimental buildup of CO₂ (1.5–3 tons of CO₂ per ton of ethene produced).¹ The use of ethane in organometallic processes under mild conditions is fundamentally difficult because of its inferior binding affinity to typical transition metal catalysts, the inherent strength of the C–H bond of ~101 kcal/mol² and extraordinarily high pK_a in the range of 50.³ Another factor often inhibiting the dehydrogenation of ethane to ethene is the accumulation of hydrogen,⁴ which can serve as a ligand or hydride source, thus, impeding catalytic turnover. Homogeneous dehydrogenation catalysts were developed in the past using iridium,^{5,6} rhodium,^{4,7,8} and rhenium,⁹ but these require high temperatures, limiting their utility to less volatile paraffins (C₆ and heavier and usually in the presence of a H₂ acceptor). Solid-state ethane dehydrogenation catalysts are also known¹⁰ and degenerate metathesis and cross-metathesis of ethane have been reported in surface-based organometallic catalysts,¹¹ but the conversion of ethane to value-added chemicals like ethene has not yet been demonstrated under mild conditions—either catalytically or stoichiometrically¹²—or in a manner allowing for a clear understanding of the underlying mechanism.

Previously, we established that the transient titanium alkylidyne complex (PNP)Ti≡C^tBu (**A**) (PNP = N[2-PⁱPr₂-4-methylphenyl]₂⁻) can activate C–H bonds of arenes and other hydrocarbons (R–H) to give alkylidene–alkyl complexes of the type (PNP)Ti=CH^tBu(R), in which the alkylidene hydrogen derives from a 1,2–CH bond activation of the hydrocarbon.¹³ More recently we demonstrated that methane is also a suitable CH-activation substrate.¹⁴ It is herein reported that the stoichiometric

dehydrogenation of ethane to ethene can be achieved by **A** at room temperature with good yield.

A cyclohexane solution of the alkylidyne precursor complex, (PNP)Ti≡CH^tBu(CH₂^tBu), undergoes a clean conversion in the presence of ethane at 21 °C over 24 h to give a single product. Moderately elevated ethane pressure (>400 psi) is required to improve yield and avoid the side-reactions of **A** with the solvent.¹⁴ At these higher pressures, the transformation is quantitative within the detection limit of ³¹P NMR spectroscopy (45% isolated yield). The isolated brown solid gives, by the solution ³¹P{¹H} NMR spectrum, two doublets at 27.8 and 25.9 ppm and having a ²J_{P–P} = 22.2 Hz. A spectroscopically identical compound was synthesized independently by treating a diethyl ether solution of (PNP)Ti=CH^tBu(OTf) with 1 equiv of ClMgC₂H₅ (or 0.5 equiv of Mg(C₂H₅)₂) at –35 °C.

Unfortunately, single crystals suitable for X-ray diffraction studies could not be obtained. In lieu of this, the structure of complex **1** was unambiguously assigned as the ethylene adduct (PNP)Ti(CH₂^tBu)(η²-CH₂CH₂) (**1**) and not the ethyl intermediate, (PNP)Ti=CH^tBu(CH₂CH₃) (**B**) on the basis of ¹H, ¹³C, HSQC, and COSY NMR spectra. A salient feature is the presence of a titanium-neopentyl group, evidenced by correlation of a ¹³C resonance at 110.0 ppm with two diastereotopic signals in the ¹H NMR spectrum at 1.26 and 0.02 ppm arising from the methylene protons. The latter ¹H NMR signal appears as a doublet of triplets with ²J_{H–H} = 11.9 Hz and ³J_{H–P} = 2.9 Hz, but the former signal is overlaying with other resonances from the PNP backbone. In addition to this neopentyl group, the foremost feature is an ethylene moiety, which was identified by ¹³C NMR spectroscopy as two moderately broad singlets at 72.8 (Δν_{1/2} = 16.1 Hz) and 66.8 (Δν_{1/2} = 15.8 Hz) ppm. These resonances are significantly upfield shifted when compared to free ethylene (122.9 ppm)¹⁵ and to the analogous complex Cp*₂Ti(η²-C₂H₄) reported by Bercaw,¹⁶ but are roughly in line with the titanium–ethylene complex, (ArO)₂Ti(η²-C₂H₄) published by Rothwell.¹⁷ In addition, an HSQC NMR experiment reveals correlation of each ethylene ¹³C NMR signal with a set of two multiplet resonances in the ¹H NMR spectrum: the more downfield-shifted carbon (72.8 ppm) with signals at 2.30 (1H, ¹J_{CH} = 151 Hz) and 0.94 ppm (1H, ¹J_{CH} = 148 Hz), and the more upfield ¹³C signal (66.8 ppm) with a broad resonance at 1.96 ppm (2H, ¹J_{CH} = 151 Hz). The COSY NMR spectrum shows clearly that the latter resonance arises from two overlaying multiplets, and reveals coupling between all four proton resonances,¹⁸ allowing for the conclusive assignment of the titanium–ethylene moiety.

Received: March 22, 2011

Published: June 16, 2011

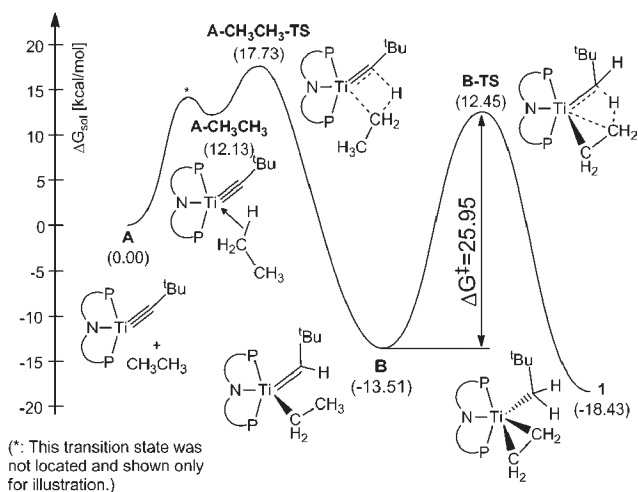


Figure 1. Computed reaction profile for C–H activation of ethane and conversion to the titanacyclopropane **1**.

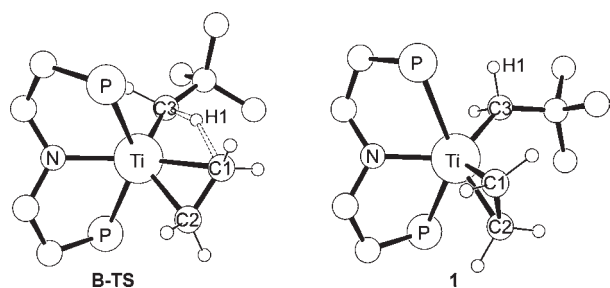
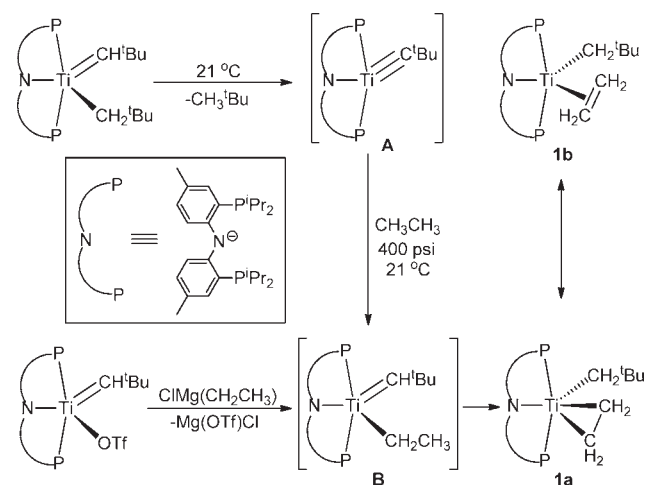


Figure 2. Optimized structures of the transition state B-TS and titanacyclopropane **1**.

To gain insight about the mechanism of forming **1**, we computed several possible reaction trajectories, and the most likely pathway is illustrated in Figure 1. As anticipated, the titanium alkylidyne intermediate **A** and ethane first form the adduct **A-CH₃CH₃**, a σ -complex calculated to be 12.1 kcal·mol⁻¹ higher in energy than **A** and free ethane. A 1,2-addition of the C–H bond across the highly reactive Ti≡C linkage yields the ethyl-neopentylidene intermediate **B** with a relative solution phase free energy of –13.5 kcal·mol⁻¹. Finally, a concerted β -hydrogen migration from the ethyl moiety to the neopentylidene ligand gives the final product complex **1**, traversing the transition state **B-TS**, which is best envisioned as containing a [4,3]-metallabicyclic framework. This last step is associated with a barrier of 25.9 kcal·mol⁻¹.¹⁹ The computed structure of **B-TS**, depicted in Figure 2, adopts a trigonal-bipyramidal geometry in which the migrating hydrogen H1 is located midway between the donor carbon C1 and the acceptor carbon C3 with C–H distances of 1.59 and 1.53 Å, respectively. The relatively short Ti···H1 distance of 1.72 Å, a Wiberg bond order of 0.23, and Natural Population Analysis electron density of 0.74 at H1 in this transition state suggest that this step can be described as a metal mediated hydrogen atom transfer.²⁰ The ethylene product **1** lies 4.9 kcal·mol⁻¹ lower in energy than intermediate **B**, rendering the last step irreversible within plausible reaction conditions and in good agreement with our experimental observations. The computed reaction profile suggests that intermediate **B** should in principle be detectable, as it should display a finite

Scheme 1. Synthesis of the Ethane Complex **1** via Dehydrogenation of CH₃CH₃ and Independent Synthesis of This Complex via Salt Metathesis



lifetime. We have made significant efforts to do so, but were unsuccessful.^{18,21}

Complex **1** is calculated to adopt a trigonal-bipyramidal geometry in which the C₂H₄ ligand is oriented parallel to the plane defined by the PNP ligand (Figure 2). Although it is reasonable to interpret the short Ti–C1 and Ti–C2 distances of 2.13 and 2.14 Å, respectively, and the long C–C distance of 1.44 Å as a strong indicator of a Ti(IV)–cyclopropane moiety,²² which we denote as **1a**, the alternative assignment of a Ti(II)–ethene π -complex **1b** is equally plausible, as highlighted in Scheme 1. Distinguishing these two resonance structures is potentially helpful, as fundamentally different reactivities may be expected: The titanacyclopropane **1a** may undergo migratory insertion reactions, while in the π -complex **1b**, the olefin ligand may be preactivated toward nucleophilic attack in addition to the metal being more vulnerable toward oxidation.²² One plausible way of estimating the weight of these resonance extremes is to quantify the metal character in the molecular orbital corresponding to the metal to ethene– π^* interaction. Our calculations indicate that the HOMO represents a metal– π^* interaction consisting of a 56% contribution by the metal-d orbitals,¹⁸ thus positioning the electronic structure around the median of **1a**–**1b** range. Consequently, we expect **1** to display chemical reactivities reminiscent of both canonical forms.

Complex **1** is thermally stable up to 60 °C, but transforms slowly over several days to intractable products. Unfortunately, ethylene was not found to be one of the products. Two-electron oxidation of **1** by N₃R (R = SiMe₃ or 1-adamantyl) at room temperature, however, rapidly and quantitatively afforded the titanium–neopentyl imido complexes (PNP)Ti=NR(CH₂^tBu) shown in Scheme 2 (**2**: R = SiMe₃; **3**: R = 1-adamantyl). Ethylene extrusion via oxidation of a titanium–ethylene complex Cp*₂Ti(η^2 -C₂H₄) with N₃Ph was previously observed by Bergman and Andersen.²³ When these reactions are performed in a sealed, J-Young NMR tube in THF-*d*₈, free ethylene (~0.5 equiv measured in solution using an internal standard) is formed displaying a characteristic ¹H NMR signal at 5.36 ppm. The presence of free ethylene was further confirmed by bubbling it into a THF-*d*₈ solution having compounds **2** or **3**. Imido complexes **2** and **3** are both stable at room temperature which

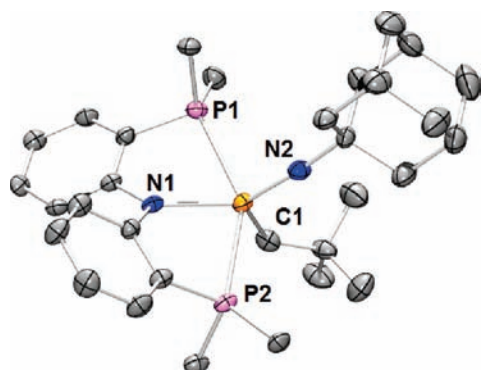
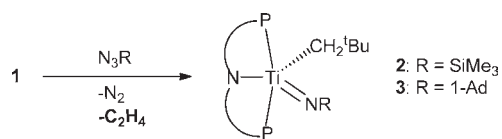
Scheme 2. Oxidative Elimination of Ethylene with Organic Azides To Give Titanium Imido Alkyls 2 and 3


Figure 3. Single crystal X-ray diffraction structure of **3**. Hydrogen atoms, tolyl methyls, and isopropyl methyls are omitted for clarity.

is unsurprising given that a closely related imido-alkyl compound, (PNP)Ti=N[2,6-ⁱPr₂C₆H₃](CH₂^tBu) was found to be remarkably stable in solution and solid state.^{24,25} Likewise, exposure of **1** to an atmosphere of N₂O also promotes ethylene elimination cleanly, but the metal-based product, presumably a metastable titanium oxo complex of the formula (PNP)Ti=O(CH₂^tBu), could not be isolated.¹⁸

More precise information about the structure of **3** was obtained via X-ray diffraction studies of single crystals of complex **3** grown from Et₂O at -35 °C (Figure 3). Overall, the structural parameters for the first coordination sphere of the metal in **3** resembles the previously characterized complex (PNP)Ti=N[2,6-ⁱPr₂C₆H₃](CH₂^tBu).²⁴ Formation of a terminal titanium-imido ligand is further confirmed by the short Ti=N(2) bond distance of 1.714(3) Å and nearly linear Ti=N(2)-C angle of 174.7(3)°. The titanium-neopentyl has a Ti-C bond distance of 2.125(4) Å and a Ti-C1-C angle of 131.5(3)°, indicative of an sp³ hybridized alkyl carbon singly bonded to titanium (Figure 3). The connectivity of **2** or **3** has been further inferred by a combination of ¹H, ³¹P, ¹³C, and HMQC NMR spectra.¹⁸

In addition to ethylene, we discovered that the transient titanium alkylidyne complex **A** is capable of stoichiometrically converting *n*-pentane to *n*-hexane exclusively to the terminal olefins 1-pentene and 1-hexene, respectively. These reactions proceed in neat *n*-pentane or *n*-hexane solution over the course of 24 h at room temperature to produce a mixture of isomers, and which relinquish the α-olefin exclusively upon oxidation with organic azides or N₂O along with forming the same oxo or imido products. A more detailed investigation of this reaction pathway including the selectivity of the alkylidyne for primary or secondary C-H bonds, additional details of the β-hydrogen migration, and the origin and nature of the observed isomeric mixture are currently underway in our laboratories.

In conclusion, we have demonstrated that the transient titanium-alkylidyne complex, **A**, is capable of activating a C-H bond of

ethane and then abstracting an adjacent C-H bond to give a titanium-ethylene adduct, under ambient temperatures. Two-electron oxidation by N₃R or N₂O quantitatively releases ethylene. Although the term “oxidative” dehydrogenation of ethane is often used in the literature to illustrate the activation of the catalyst by an oxidant, the oxidant used in the present study is not involved in either activation of the titanium species or involved in the activation of two C-H bonds. Instead, the oxidant is solely used for product liberation. Therefore, this dehydrogenation process can be best described as a α,β-double C-H activation involving a combination of 1,2-CH bond addition and β-hydrogen migration. Formation of free ethylene most likely occurs by an oxidatively induced reductive elimination, that is, oxidation of the metal to promote product release.²⁶ The latter process may also involve insertion and retrocycloaddition steps rather than direct oxidation of the metal. To the best of our knowledge, this is the only example of a well-defined homogeneous system capable of performing this type of transformation at room temperature with a volatile paraffin such as ethane.^{12,27}

ASSOCIATED CONTENT

S Supporting Information. Experimental procedures, X-ray crystallographic information, computational information and spectral data are provided. This material is available free of charge via the Internet at <http://pubs.acs.org>.

AUTHOR INFORMATION

Corresponding Author

mindiola@indiana.edu

ACKNOWLEDGMENT

Financial support of this research was provided by the National Science Foundation (CHE-0848248, CHE-0645381). D.J.M. acknowledges support from the Alexander von Humboldt Stiftung for a Friedrich Bessel Research Award. M.G.C. acknowledges CONACYT for a postdoctoral fellowship. The authors acknowledge Dr. Jonathan A. Karty for assistance obtaining mass spectra, and Dr. Xinfeng Gao for assistance obtaining NMR spectra.

REFERENCES

- (1) (a) Salari, D.; Niaei, A.; Shoja, M. R.; Nabavi, R. *Int. J. Chem. React. Eng.* **2010**, *8*, in press. (b) Glasier, G. F.; Pacey, P. D. *Carbon* **2001**, *39*, 15. (c) Tullo, A. H. *Chem. Eng. News* **2011**, *89*, 20.
- (2) Blanksby, S. J.; Ellison, G. B. *Acc. Chem. Res.* **2003**, *36*, 255.
- (3) Bordwell, F. G.; Algrim, D. J. *J. Am. Chem. Soc.* **1988**, *110*, 2964.
- (4) Fujii, T.; Saito, Y. *J. Chem. Soc. Chem. Commun.* **1990**, 757.
- (5) (a) Crabtree, R. H.; Mihelcic, J. M.; Quirk, J. M. *J. Am. Chem. Soc.* **1979**, *101*, 7738. (b) Crabtree, R. H.; Mellea, M. F.; Mihelcic, J. M.; Quirk, J. M. *J. Am. Chem. Soc.* **1982**, *104*, 107.
- (6) (a) Belli, J.; Jensen, C. M. *Organometallics* **1996**, *15*, 1532. (b) Gupta, M.; Hagen, C.; Flesher, R. J.; Kaska, W. C.; Jensen, C. M. *Chem. Commun.* **1996**, 2083. (c) Gupta, M.; Hagen, C.; Kaska, W. C.; Cramer, R. E.; Jensen, C. M. *J. Am. Chem. Soc.* **1997**, *119*, 840. (d) Xu, W.-w.; Rosini, G. P.; Krogh-Jespersen, K.; Goldman, A. S.; Gupta, M.; Jensen, C. M.; Kaska, W. C. *Chem. Commun.* **1997**, 2273. (e) Haenel, M. W.; Oevers, S.; Angermund, K.; Kaska, W. C.; Fan, H. J.; Hall, M. B. *Angew. Chem., Int. Ed.* **2001**, *40*, 3596. (f) Zhu, K.; Achord, P. D.; Zhang, X.; Krogh-Jespersen, K.; Goldman, A. S. *J. Am. Chem. Soc.* **2004**, *126*, 13044.

(g) Gottker-Schnetmann, I.; White, P.; Brookhart, M. *J. Am. Chem. Soc.* **2004**, *126*, 1804.

(7) (a) Maguire, J. A.; Boese, W. T.; Goldman, A. S. *J. Am. Chem. Soc.* **1989**, *111*, 7088. (b) Maguire, J. A.; Goldman, A. S. *J. Am. Chem. Soc.* **1991**, *113*, 6706. (c) Maguire, J. A.; Petrillo, A.; Goldman, A. S. *J. Am. Chem. Soc.* **1992**, *114*, 9492.

(8) (a) Fujii, T.; Higashino, Y.; Saito, Y. *J. Chem. Soc. Dalton Trans.* **1993**, 517. (b) Nomura, K.; Saito, Y. *J. Chem. Soc., Chem. Commun.* **1988**, 161.

(9) (a) Baudry, D.; Ephritikhine, M.; Felkin, H.; Holmessmith, R. *J. Chem. Soc., Chem. Commun.* **1983**, 788. (b) Felkin, H.; Fillebeen-Khan, T.; Gault, Y.; Holmes-Smith, R.; Zakrzewski, J. *Tetrahedron Lett.* **1984**, *25*, 1279.

(10) Vincent, R. S.; Lindstedt, R. P.; Malik, N. A.; Reid, I. A. B.; Messenger, B. E. *J. Catal.* **2008**, *260*, 37.

(11) (a) Maury, O.; Lefort, L.; Vidal, V.; Thivolle-Cazat, J.; Basset, J. M. *Angew. Chem., Int. Ed.* **1999**, *38*, 1952. (b) Basset, J. M.; Coperet, C.; Soulvong, D.; Taoufik, M.; Cazat, J. T. *Acc. Chem. Res.* **2010**, *43*, 323.

(12) The dehydrogenation of ethane to ethene has been observed in the gas-phase ion–molecule reactions with OsO_x^+ ($x = 0-4$) Irikura, K. K.; Beauchamp, J. L. *J. Am. Chem. Soc.* **1989**, *111*, 75.

(13) (a) Bailey, B. C.; Fan, H. J.; Baum, E. W.; Huffman, J. C.; Baik, M. H.; Mindiola, D. J. *J. Am. Chem. Soc.* **2005**, *127*, 16016. (b) Bailey, B. C.; Fan, H. J.; Huffman, J. C.; Baik, M. H.; Mindiola, D. J. *J. Am. Chem. Soc.* **2007**, *129*, 8781.

(14) Flores, J. A.; Cavaliere, V. N.; Buck, D.; Pinter, B.; Chen, G.; Baik, M.-H.; Mindiola, D. J. *Chem. Sci.* **2011**10.1039/c1sc00138h.

(15) Fulmer, G. R.; Miller, A. J. M.; Sherden, N. H.; Gottlieb, H. E.; Nudelman, A.; Stoltz, B. M.; Bercaw, J. E.; Goldberg, K. I. *Organometallics* **2010**, *29*, 2176.

(16) Cohen, S. A.; Auburn, P. R.; Bercaw, J. E. *J. Am. Chem. Soc.* **1983**, *105*, 1136.

(17) Thorn, M. G.; Hill, J. E.; Waratuke, S. A.; Johnson, E. S.; Fanwick, P. E.; Rothwell, I. P. *J. Am. Chem. Soc.* **1997**, *119*, 8630.

(18) See Supporting Information.

(19) β -Hydrogen abstraction leading to an alkene adduct has precedent in the literature in the form of the Kulinkovich cyclopropanation of esters with Grignard reagents or with alkylidene–ethyl complexes of tantalum. (a) Kulinkovich, O. G.; Sviridov, S. V.; Vasilevski, D. A. *Synthesis* **1991**, 234. (b) Fellmann, J. D.; Schrock, R. R.; Traficante, D. D. *Organometallics* **1982**, *1*, 481.

(20) The H-atom transfer has also been described as a proton transfer related to σ -bond metathesis in accord with a more linear transition state. Maron, L.; Perrin, L.; Eisenstein, O. *J. Chem. Soc., Dalton Trans.* **2002**, 534.

(21) The reaction profile was re-examined at -35°C using Et_2O as solvent. The reevaluated H-abstraction barrier was computed to be 22.66 kcal/mol, which is more than 3 kcal/mol lower than the original barrier shown in Figure 1. As a result, DFT might be overestimating the barrier due to a tunneling effect. Attempts to spectroscopically observe complex **1** in solution (by ^{31}P NMR or ^1H NMR) at low temperature via treatment of $(\text{PNP})\text{Ti}=\text{CH}^t\text{Bu}(\text{OTf})$ with diethyl zinc and ethyl lithium in hydrocarbon solvent were unsuccessful. In the case of diethylzinc, no reaction was observed while reaction with ethyl lithium formed complex **2** immediately in pentane even when the reaction is performed at lower temperatures (reaction complete after 1–3 min at -55°C).

(22) These values are similar to those calculated previously for $\text{Cp}^*_2\text{Ti}(\text{C}_2\text{H}_4)$ and $\text{Cl}_2\text{Ti}(\text{C}_2\text{H}_4)$. Steigerwald, M. L.; Goddard, W. A. *J. Am. Chem. Soc.* **1985**, *107*, 5027.

(23) Polse, J. L.; Andersen, R. A.; Bergman, R. G. *J. Am. Chem. Soc.* **1998**, *120*, 13405.

(24) Bailey, B. C.; Huffman, J. C.; Mindiola, D. J.; Weng, W.; Ozerov, O. V. *Organometallics* **2005**, *24*, 1390.

(25) (a) Bolton, P. D.; Clot, E.; Cowley, A. R.; Mountford, P. *Chem. Commun.* **2005**, 3313. (b) Bolton, P. D.; Feliz, M.; Cowley, A. R.; Clot, E.; Mountford, P. *Organometallics* **2008**, *27*, 6096.

(26) Lau, W.; Huffman, J. C.; Kochi, J. K. *Organometallics* **1982**, *1*, 155.

(27) The activation of ethane, under mild conditions, to an ethyl complex via a tungsten η^2 -butadiene complex has been reported. Tsang, J. Y. K.; Buschhaus, M. S. A.; Graham, P. M.; Semiao, C. J.; Semproni, S. P.; Kim, S. J.; Legzdins, P. *J. Am. Chem. Soc.* **2008**, *130*, 3652.